

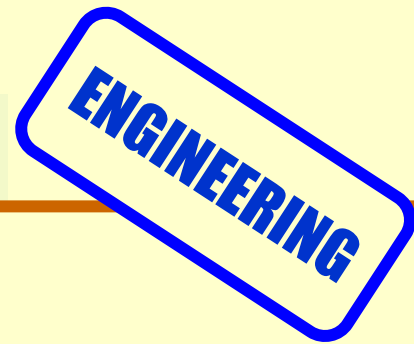
# TELMA

Telescope

Electronics

Maintenance

# La Silla Observatory



## Esprit de corps

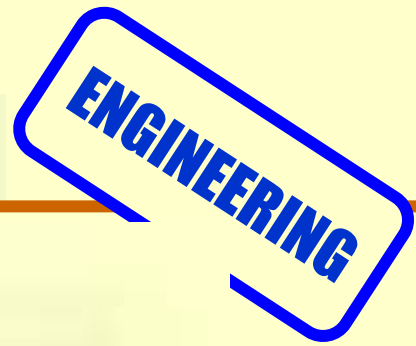


**Electronics Maintenance of  
Telescope and its Instruments  
(minimize downtime)**

**Two engineers; two technicians**



December 2002



## Activities:

### • Preventive Maintenance (80%)

- Execute Work Orders (according to Remedy)
- Interaction TELMA - SCIOPS/Support Groups
- Maintenance Plan Evolution
- Maintenance Tools

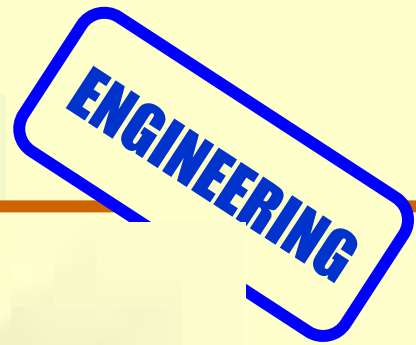




## Activities:

- **Preventive Maintenance (80%)**
- **Training**
  - Hands - on
  - Experiences transfer
  - LS University + External formal courses

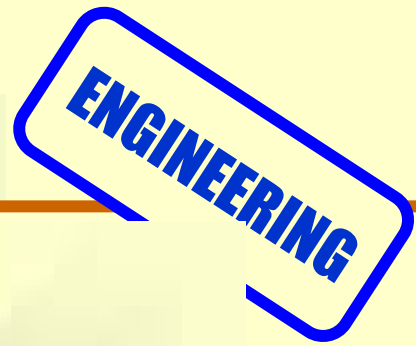




## Activities:

- Preventive Maintenance (80%)
- Training
- Corrective Maintenance
  - Night Calls
  - Problem Reports
  - Off-line Repairing Tasks





## Activities:

- Preventive Maintenance (80%)
- Training
- Corrective Maintenance
- Systems Improvements
  - In close contact with SCIOPS
  - According to procedures



**Downtime due to Tel Team Electronics, Jan-Jun 2002**

**USEFUL HOURS = 1771**

**360 Jan-Jun 2002**

**Hours lost**

01/20/02	0.08
01/20/02	0.08
01/25/02	0.08
01/31/02	0.17
02/02/02	0.13
02/02/02	0.17
02/03/02	0.03
02/03/02	0.17
02/04/02	0.02
02/07/02	0.08
02/07/02	0.08
02/11/02	0.2
03/11/02	0.1
03/18/02	0.03
04/02/02	3.5
05/11/02	0.1

**TOTAL 360 Jan-Jun 5.02 percent: 0.2835%**

**Downtime due to Tel Team Electronics, Jul-Dec 2002**

**USEFUL HOURS = 1536**

**360 Jul-Dec 2002**

**Hours lost**

07/05/02	0.5
07/14/02	1.5
10/15/02	0.5

**TOTAL 360 Jul-Dec 2.5 percent: 0.1628%**

**NTT Jan-Jun 2002**

**Hours lost**

03/12/02	0.17
03/23/02	0.33
03/23/02	0.17
04/19/02	0.17
06/22/02	0.08

**TOTAL NTT Jan-Jun 0.92 percent: 0.0519%**

**NTT Jul-Dec 2002**

**Hours lost**

07/14/02	2
07/18/02	1
09/14/02	2
09/23/02	1

**TOTAL NTT Jul-Dec 6 percent: 0.3906%**

**220 Jan-Jun 2002**

**Hours lost**

02/14/02	0.33
02/15/02	1.17
02/18/02	0.67
03/06/02	1
04/22/02	9
05/31/02	1
06/15/02	6
06/16/02	0.5
06/17/02	0.5
06/19/02	0.25

**TOTAL 220 Jan-Jun 20.42 percent: 1.1530%**

**220 Jul-Dec 2002**

**Hours lost**

08/15/02	0.75
09/27/02	0.33

**TOTAL 220 Jul-Dec 1.08 percent: 0.0703%**

**Problems TOTAL**

	Hours lost	TOTAL Percent :
<b>TOTAL 3 TEL. Jan-Jun :</b>	<b>26.36</b>	<b>1.4884%</b>

**Problems TOTAL**

	Hours lost	TOTAL Percent :
<b>TOTAL 3 TEL. Jul-Dec :</b>	<b>9.58</b>	<b>0.6237%</b>